

**Bus & Overflow
Truck Parking (N)**

**Spectator Parking
Structure (PK2)**

• Parking Kiosk

**Coussoulis
Arena**

**Warm-Up
Area (G)**

**Truck
Parking (H)**



Entry Walkway to Arena



Yellow arrow - tent entry
Orange arrow - tent exit

*Red arrow denotes front ensemble / speaker orientation





Ensemble
Check-In

Return Path

Indoor
Floor
Folding

to Arena
Tunnel

to Busses & Trucks

Warm-Up Area



Google




Ensemble Entry Walkway to Arena




Ramp to Performance Entry



Coussoulis Arena



Ramp Overpass



Tunnel Entry Doors
(2 double doors; 1 sliding door)



Coussoulis Arena

Competition Area: 72' deep x 106' wide



Tunnel



Entry Doors
(1 single door; 2 double doors)



Coussoulis Arena

Competition Area: 72' deep x 106' wide



Exit Doors
(3 double doors)

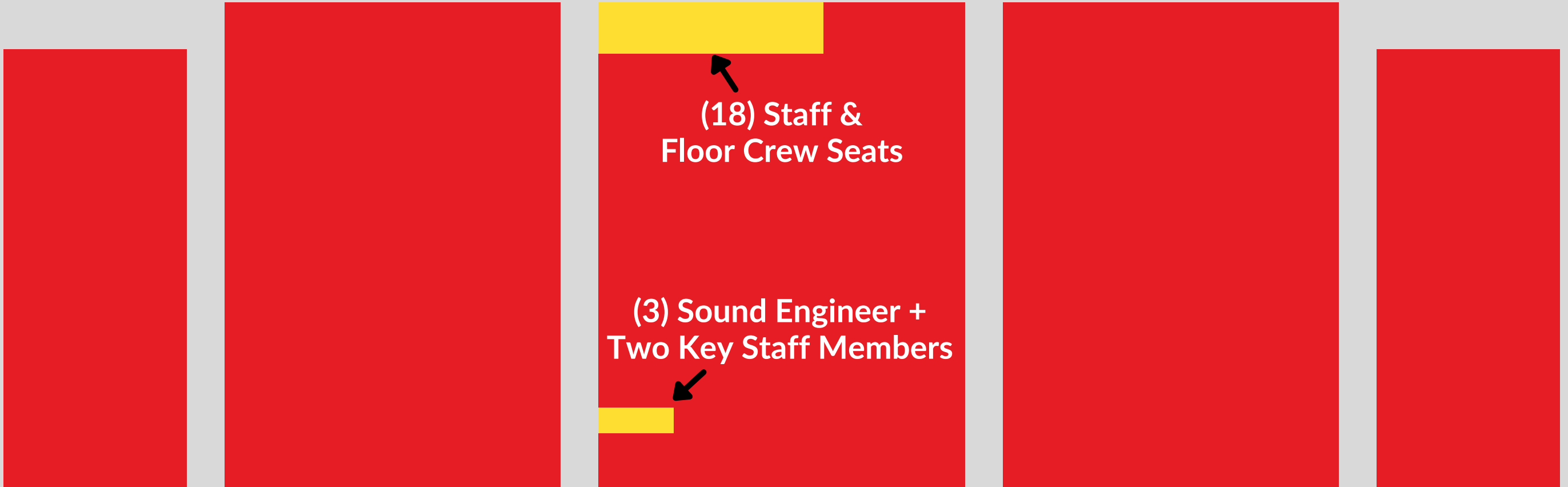


Exit Doors to Floor Folding
(3 double doors)



Coussoulis Arena

Competition Area



Coussoulis Arena

Southern California Percussion Alliance

Coussoulis Arena

